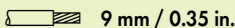
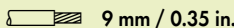


2 x 0.5–4 mm ² ① 250 V/4 kV/3 I _N 25 A  9 mm / 0.35 in. ② Approvals	2 x 20–12 AWG	2 x 0.5–4 mm ² ① 250 V/4 kV/3 I _N 25 A  9 mm / 0.35 in. ② Approvals	2 x 20–12 AWG
--	---------------	--	---------------







Notice:

All connectors for fixed installations (snap-in versions for lighting fixtures, devices or all types of PCBs and distribution cabinets) are factory-equipped with locking levers to ensure plugs and sockets are securely locked. Additional locking levers are only required for “flying leads” (plug/socket).

Color	Item No.	Pack. Unit	Color	Item No.	Pack. Unit
Socket without strain relief housing			Plug without strain relief housing		
● black	770-202	100	● black	770-212	100
○ white	770-222	100	○ white	770-232	100
● blue	770-1102	100	● blue	770-1112	100
● dark gray	770-1162	100	● dark gray	770-1172	100






Snap on locking lever. Observe direction!
 (Example shows 3-pole plug)

Item-Specific Accessories			
Lockout cap, for socket, separable, 12-pole		Lockout cap, for plug, separable, 5-pole	
	black 770-201 100 white 770-221 100		yellow 770-360 100
Operating tool, partially insulated		Operating tool, partially insulated	
	2-way 770-382 1		2-way 770-382 1



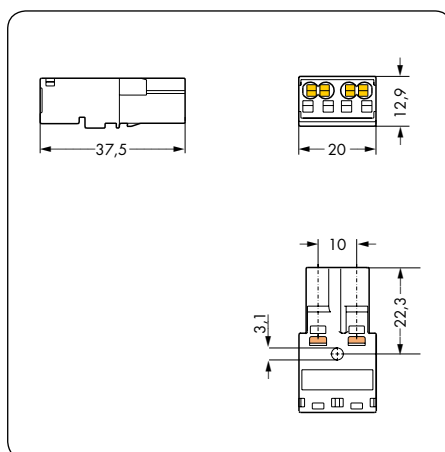
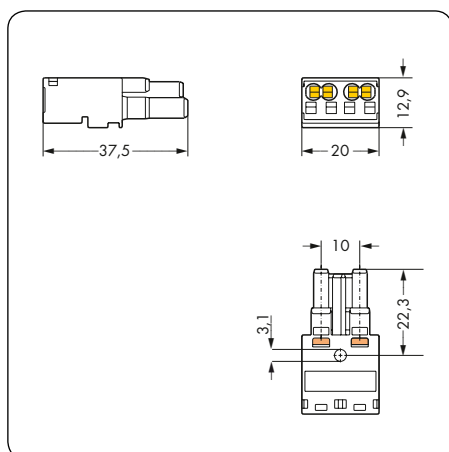
Locking lever, manually operated:
 1.) Press on locking lever.
 2.) Pull apart the connectors.
 (Example shows 3-pole connectors)

Accessories, 770 Series			
Locking lever, for “flying leads”, manually operated		Locking lever, for “flying leads”, tool operated	
	black 770-101 100 (4x25) white 770-121 100 (4x25)		black 770-111 100 (4x25) white 770-131 100 (4x25)



Locking lever, tool operated:
 1.) Unlatch locking lever.
 2.) Pull apart the connectors.
 (Example shows 3-pole connectors)

Dimensions





WINSTA® MIDI

Strain Relief Housings, 2-Pole, for Different Cable Diameters

	Snap-on type strain relief housings for: - 2-pole sockets - 2-pole plugs 1 Approvals	Snap-on type strain relief housings for: - 2-pole sockets - 2-pole plugs 1 Approvals
--	--	--



Description	Color	Item No.	Pack. Unit	Color	Item No.	Pack. Unit
Strain relief housing	Strain relief housing, for 1 cable, 5-9 mm diameter 2			Strain relief housing, for 1 cable, 7-10.5 mm diameter 2		
	black	770-502/042-000	50	black	770-502/041-000	50
	white	770-512/042-000	50	white	770-512/041-000	50

Item-Specific Accessories						
	Marking strip, self-adhesive, on DIN A4 carrier card, 182 mm long  Strip height: 6 mm 210-333 100 Marking area: 20 x 6.5 mm			Marking strip, self-adhesive, on DIN A4 carrier card, 182 mm long  Strip height: 6 mm 210-333 100 Marking area: 20 x 6.5 mm		

Info	Dimensions
------	------------

1 For "International Certification Organizations" and "Approvals – User Guide", see pages 300 to 303.

2 For H05VV and NYM cables
For other cables, please contact factory.

For coding information, see pages 284 to 286.
Fire load data available upon request.

